

DIRIS Digiware U

Voltage measurement module



diris-dw_005_a_cat

DIRIS Digiware U-10/U-20/U-30

The solution for

- > Industry
- > Building
- > Infrastructures
- > Data centers



Strong points

- > 1 single voltage measurement point for the entire system
- > Plug & Play
- > Compact



RJ45 (Digiware Bus) cables are available.

Compliance with standards

- > CEI 61557-12



- > ISO 14025



- > UL



Create your project

- > Find the best Digiware configuration:
www.meter-selector.com



Configuration with Easy Config System.

Function

You can use the ISOM Digiware system without DIRIS Digiware U modules.

Why add a DIRIS Digiware U module?



This module provides access to energy and power monitoring features on ISOM Digiware F & DIRIS Digiware I modules.

This pools together all the voltage measurements for all these modules.

The Digiware RJ45 Bus allows you to pass voltage measurements as well as power supply and communication to all connected products.

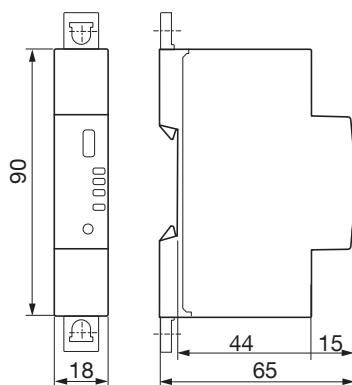
Advantages

- A single voltage measurement point for all ISOM Digiware F and DIRIS Digiware I modules.
- A complete, dedicated solution:
 - Metering
 - Monitoring voltage
 - Quality analysis of the supplied voltage
- No hazardous voltage on cabinet doors.
- Suitable for all types of network: single-phase, two-phase, three-phase.

Application	Voltage measurement module	
	Metering	Analysis
		
	U-10	U-30
DIRIS Digiware U		
Multi-measurement		
U12, U23, U31, V1, V2, V3, f	•	•
U system, V system		•
Ph/N unbalance		•
Ph/Ph unbalance		•
Power quality analysis		
THDv1, THDv2, THDv3, THDu12, THDu23, THDu31		•
Individual harmonics U & V (up to 63rd)		•
Voltage dips, swells and interruptions (EN 50160)		•
Alarms		
Thresholds and combinations		•
Trends		
Average values		•
Format		
Width/number of modules	18 mm / 1	18 mm / 1

Dimensions (mm)

DIRIS Digiware U



diris-dw_059_b_1_x_cat

Technical characteristics

Measurement characteristics

Voltage measurement - DIRIS Digiware U

Characteristics of the network measured	50-300 VAC (Ph/N) - 87-520 VAC (Ph/Ph) - CAT III
Frequency range	45-65 Hz
Frequency accuracy	Class 0.02
Network type	Single-phase/ Two-phase / Two-phase with neutral / Three-phase / Three-phase with neutral
Measurement by voltage transformer	Primary: 400 000 VAC Secondary: 60, 100, 110, 173, 190 VAC
Input consumption	≤ 0,1 VA
Permanent overload	300 VAC Ph/N
Accuracy of voltage measurement	Class 0.2
Connection	Removable screw terminal block, 4 positions, stranded or solid 0.2-2.5 mm ² cable

Communication characteristics

USB ⁽¹⁾

Protocol	Modbus RTU on USB
Function	Module configuration
Location	On each module
Connection	Type B micro USB connector

(1) On all Digiware modules.

References

Digiware connection cables	Reference
RJ45 cables for Digiware Bus	
Length 0.06 m	4829 0189
Length 0.10 m	4829 0181
Length 0.20 m	4829 0188
Length 0.50 m	4829 0182
Length 1 m	4829 0183
Length 2 m	4829 0184
Length 5 m	4829 0186
Length 10 m	4829 0187
50 m reel + 100 connectors	4829 0185
Spare part number: Digiware bus terminating resistor (included with C-31 and D-xx)	4829 0180
USB configuration cable	4829 0050

DIRIS Digiware		Reference
U-10	Metering	4829 0105
U-30	Analysis	4829 0102

Accessories	To be ordered in multiples of	Reference
Fuse circuit breakers to protect voltage inputs (type RM) 3 pole + neutral	4	5701 0019
gG 10x38 0.5 A fuses	10	6012 0000